

# rFel d 1 (e94)

## Isoallergen<sup>1</sup>: Fel d 1.0101

Cat.No. ED7646

### Description

Recombinant allergen is intended for *in vitro* stimulation of basophilic granulocytes, which is IgE-mediated on cellular level, to determine a measure of basophil activation by means of flow cytometry (BAT) in human whole blood sample.

### Specification

Source *Felis domesticus*

Code<sup>2</sup> e94

Allergome<sup>2</sup> 345

1.1 ng recombinant allergen rFel d 1 (e94)

1.44 mg NaCl

0.036 mg KCl

0.037 mg KH<sub>2</sub>PO<sub>4</sub>

0.26 mg Na<sub>2</sub>HPO<sub>4</sub>·2H<sub>2</sub>O

### Reagent provided

Reagent is provided as the freeze-dried mixture of the recombinant allergen and protective excipients in single-use test tube for flow cytometry. The reagent is for single use only.

### Storage and handling

Store ED7646 at room temperature (20–30 °C). Expiration date is stated on a product label.

Use product ED7646 directly after opening.

Do not use product after expiration date stated on tube label.

### Warnings and precautions

For laboratory research only, not for drug, diagnostic or other use.

ED7646 recombinant allergen is optimized for use with diagnostic product ED7043 BasoFlowEx<sup>®</sup> Kit. For the use with other commercial diagnostic kits conduct your own optimization.

Allergic reaction can appear at sensitive person after contact with recombinant allergen. Keep occupational safety and use personal protective equipment.

### Application

To test single blood sample with stimulating allergen, follow next procedure:

Centrifuge ED7646 test tube with allergen for **1 min. at 200 x g**.

Add **100 µl of reconstituted stimulation buffer** (ED7043-1 Stimulation Buffer) into the test tube with allergen.

Add **100 µl of heparinized human whole blood** into the test tube with allergen, vortex it and follow next procedure in instruction for use of ED7043 BasoFlowEx<sup>®</sup> Kit.

### References

1. <http://www.allergen.org/viewallergen.php?aid=319>
2. I/LA20-A2: Analytical Performance Characteristics and Clinical Utility of Immunological Assays for Human Immunoglobulin E (IgE) Antibodies and Defined Allergens Specificities; Approved Guideline – Second Edition (2009).








### Manufacturer

EXBIO Praha, a.s.  
Nad Saffinou II 341  
25250 Vestec  
Czech Republic  
info@exbio.cz  
technical@exbio.cz  
orders@exbio.cz  
www.exbio.cz

### Revision History

- Version 1, ED7646\_TDS\_v1  
Initial Release
- Version 2, ED7646\_TDS\_v2  
Product Use Limitation text was refined.

### Symbols

	Catalog number
	Batch code
	Use-by date
	Temperature limits
	Consult instructions for use
	Manufacturer
	For Research use only. Not for use in diagnostic or therapeutic procedures.



## rFeld 1 (e94)

**1 test** | Cat.No. **ED7646**

**For Research use only.**

**Not for use in diagnostic or therapeutic procedures.**

### Technical Data Sheet

Version ED7646\_TDS\_v2\_EN

Date of Issue: 02-03-2020

EN

The product is intended For Research Use Only. Diagnostic or therapeutic applications are strictly forbidden.

Products shall not be used for resale or transfer to third parties either as a stand-alone product or as a manufacture component of another product without written consent of EXBIO Praha, a.s.

EXBIO Praha, a.s. will not be held responsible for patent infringement or any other violations of intellectual property rights that may occur with the use of the products. Orders for all products are accepted subject to the Term and Conditions available at [www.exbio.cz](http://www.exbio.cz). EXBIO, EXBIO Logo, and all other trademarks are property of EXBIO Praha, a.s.